

**Kids!**

It's your turn to be artists!  
Draw and color a picture of an ambulance and  
when you're done, we would love to see it.  
Cut out this page and send it to the address below.

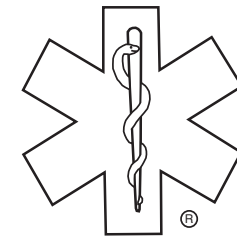
Name: \_\_\_\_\_

Address: \_\_\_\_\_

School: \_\_\_\_\_


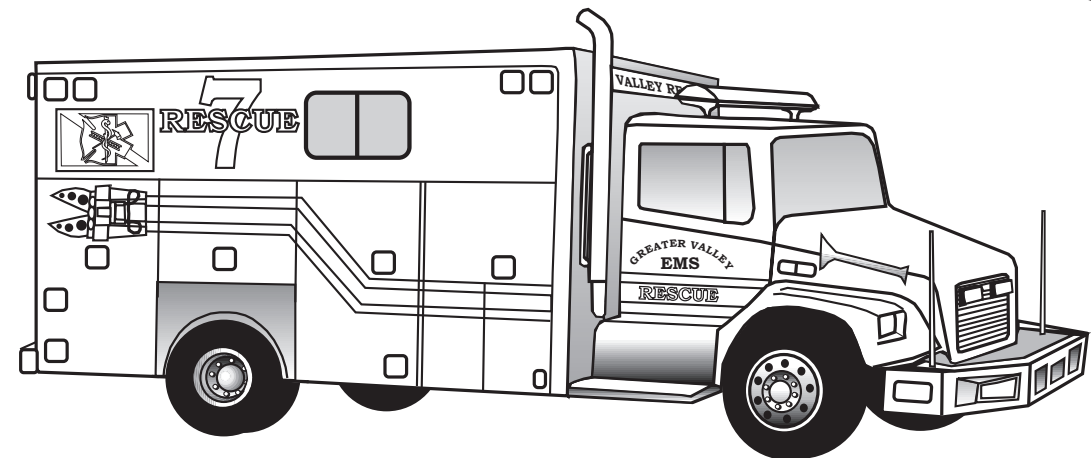
Send to:

**Greater Valley E.M.S., 904 North Lehigh Avenue, Sayre, PA 18840**



# GVEMS

Greater Valley Emergency Medical Services




Color & Activity Book

# BE SAFE


## WEAR A HELMET

READY TO RIDE!




Color This Page

Color This Page

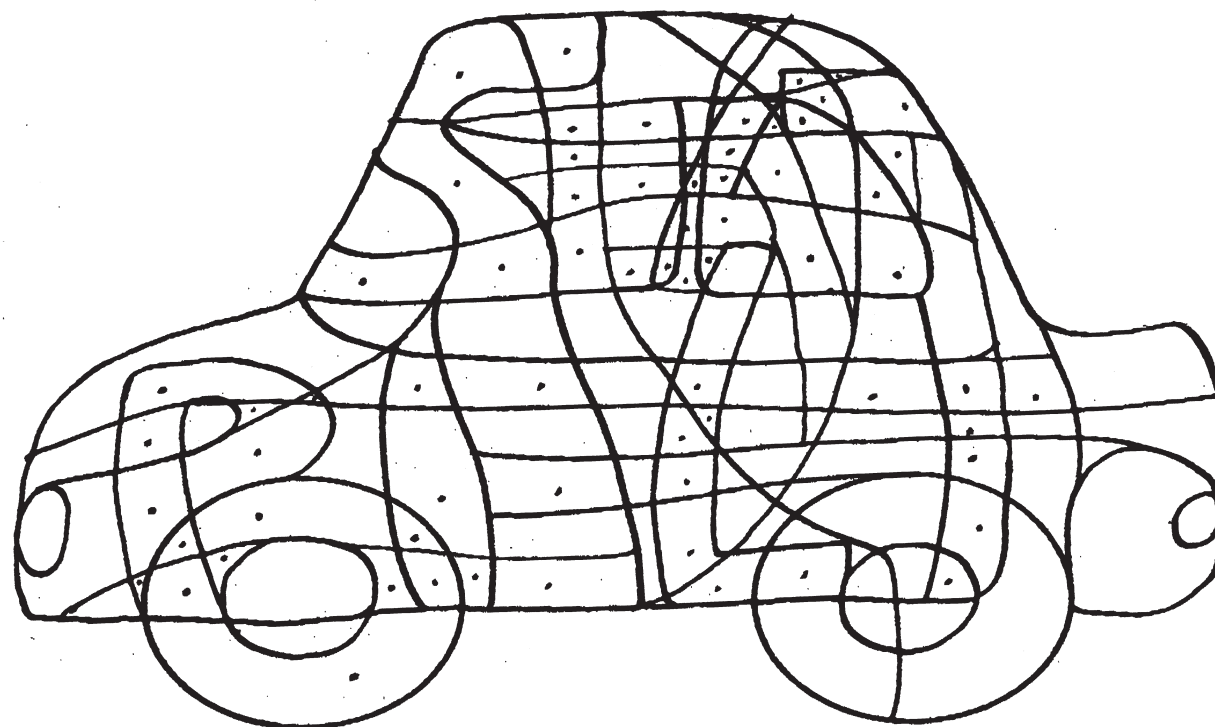


# CAR SAFETY




Stay safe by always buckling up when you're in a truck, van, or car.

**ACTIVITY** Fill in each space that has a dot to find out what to always use in a car.



# GVEMS

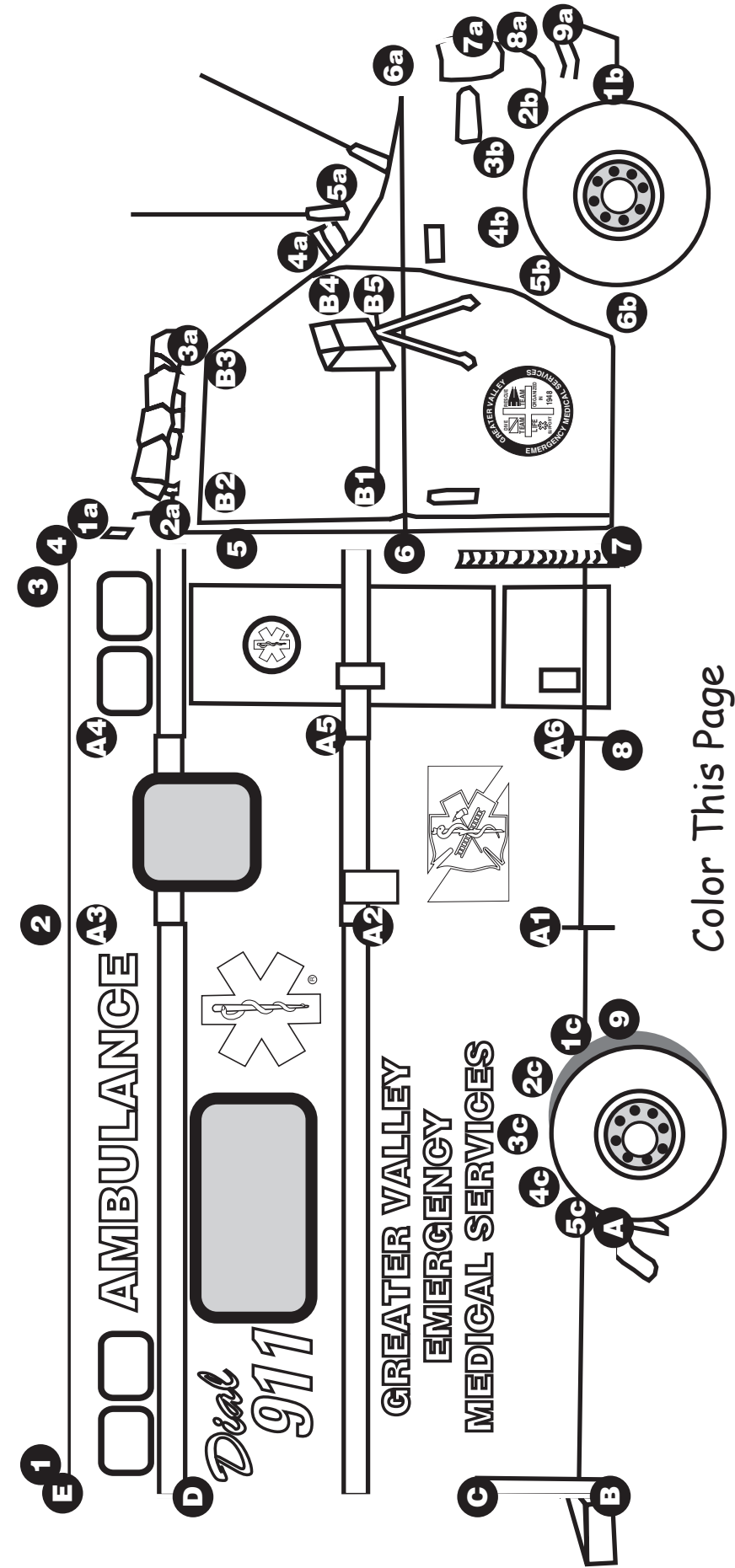


Color This Page

- Color RED: The area behind Greater Valley Emergency Medical Services  
The cross in the center  
The two triangles between the words Dive Team
- Color BLUE: The words Dive Team, Rescue Team, Life Support and the  
Star of Life, and the words Organized In 1948

## In an Emergency, Dial 911

- Connect dots 1 through 9.      Connect dots A through E.
- Connect dots A1 through A6.      Connect dots 1a through 9a.
- Connect dots 1b through 6b.      Connect dots B1 through B5.
- Connect dots 1c through 5c.



Color This Page

# Learn the Rules of Safety

## MATCHING!

Match The Symbol With The Description.

911

C.P.R.

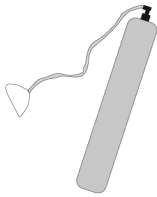
Blood Pressure Cuff

Star Of Life

Oxygen Tank & Mask

Emergency Phone Number

Stethoscope



## THINK SAFETY FIRST



EMS workers are very busy at their many jobs. One important job of theirs is to teach kids how to stay safe and what to do in case of an emergency. Kids who learn these rules are the real heroes to EMS workers.


## ACTIVITY

Use the letter code to complete the message.

### LETTER CODE

- A=
- E=
- F=
- L=
- R=
- S=
- T=
- U=
- Y=

### ALWAYS FOLLOW



Color This Page

W = WHITE

R = RED


B = BLUE

G = GRAY

WORD RESCUE IS RED

NUMBER 7 IS BLUE

# RESCUE



# WORD SEARCH

D	I	V	R	A	M	B	U	L	A	N	C	E	S	H	E	M	S
B	I	K	E	T	E	A	M	S	L	A	C	I	D	E	M	S	S
I	S	V	S	O	S	V	S	E	S	W	S	H	S	S	E	S	F
K	S	H	E	L	M	E	T	R	B	A	N	S	P	O	R	T	E
L	S	O	S	T	S	R	S	V	I	V	S	E	S	A	G	E	V
A	V	S	E	S	E	T	S	I	C	E	A	S	H	S	E	F	I
S	C	P	R	H	T	A	S	C	Y	S	C	L	E	Y	N	I	L
O	E	I	V	E	R	R	M	E	C	S	C	S	S	C	C	L	V
S	S	T	C	L	O	T	S	S	L	I	I	S	I	S	Y	F	O
Y	S	A	S	P	P	S	R	S	E	S	D	B	D	V	A	O	D
T	O	L	I	F	S	O	U	P	A	D	E	E	E	A	L	S	A
E	B	V	S	U	N	H	O	S	P	E	N	S	M	J	S	W	J
F	E	I	S	L	A	S	B	I	S	M	T	S	S	A	S	A	1
A	M	D	C	S	R	S	E	H	7	E	U	C	S	E	R	J	1
S	A	S	E	R	T	R	O	P	P	U	S	E	F	I	L	A	9
G	R	E	A	T	E	R	V	A	L	L	E	Y	S	A	F	S	P

Circle the words (& some numbers) from the list below.  
Words can read up, down, across, diagonally or backwards.


- |           |                |              |
|-----------|----------------|--------------|
| DIVE TEAM | EMS            | LIFE SUPPORT |
| HELMET    | GREATER VALLEY | SAFETY       |
| EMERGENCY | MEDICAL        | SERVICES     |
| AMBULANCE | PARAMEDIC      | JAWS OF LIFE |
| HOSPITAL  | RESCUE 7       | 911          |
| BIKE TEAM | CPR            | ACCIDENT     |
| HELPFUL   | TRANSPORT      | BICYCLE      |

# Find The Way To The Hospital

The maze is a large square grid with a complex path of walls. The starting point is an ambulance at the bottom right, and the destination is a hospital building at the top right. The ambulance is labeled "start here" and has "AMBULANCE" and "911" on its side. The hospital building is labeled "HOSPITAL".

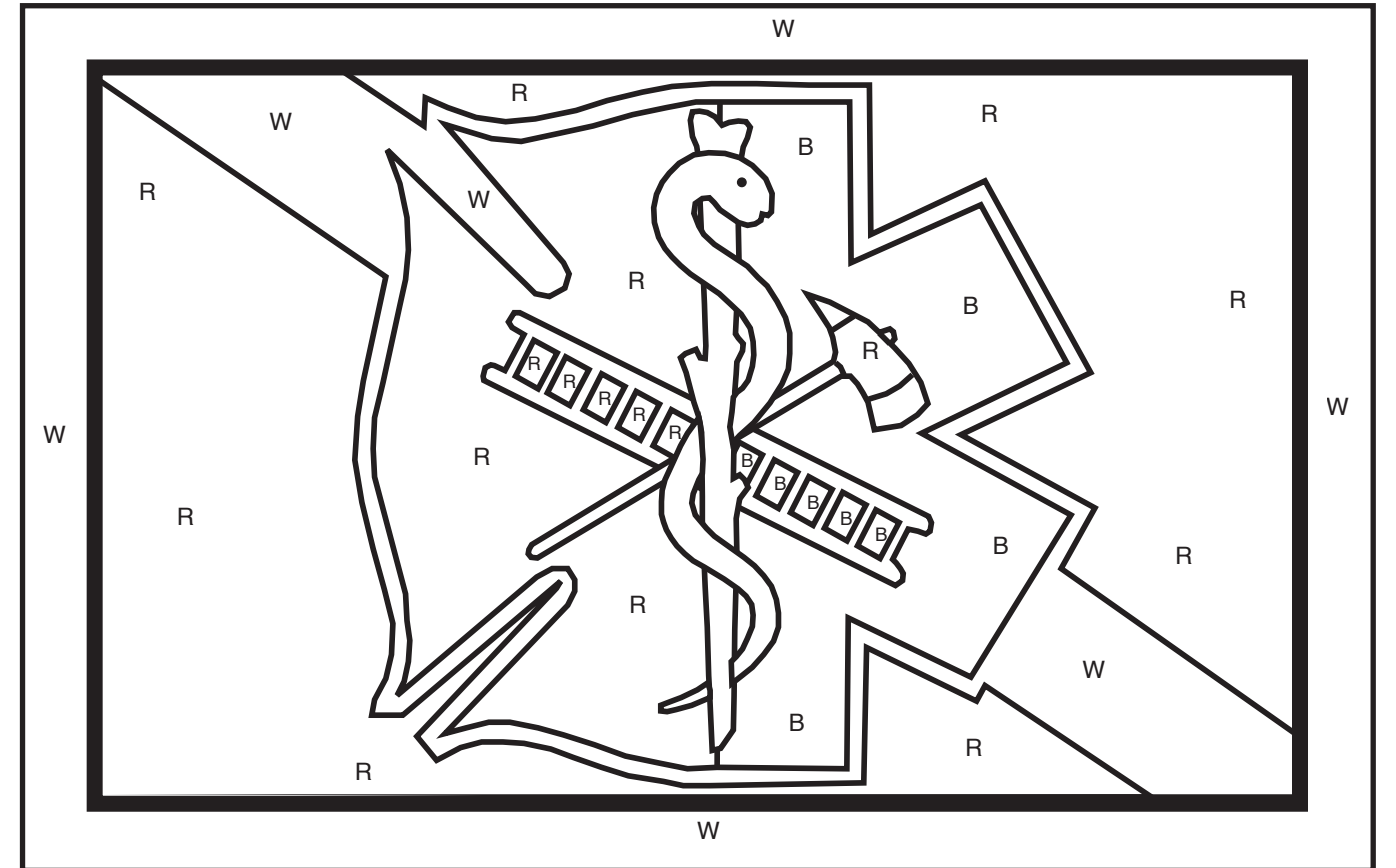
# PLAY IT SAFE

Color This Page



# GVEMS

**GREATER VALLEY EMERGENCY MEDICAL SERVICES**



Color the letters GVEMS blue

Color The Flag:

R = RED

W = WHITE

B = BLUE

color the ladder BROWN

color the axe handle BROWN

color the snake and staff GRAY

color the axe GRAY and RED

Color This Page